

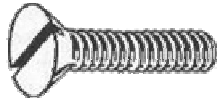
Fastener Type Chart

Bolt Depot.com
fastener shopping made easy

Fastener Categories




Wood Screws
Screws with a smooth shank and tapered point for use in wood.
Abbreviated WS



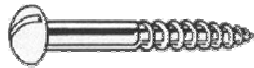
Machine Screws
Screws with threads for use with a nut or tapped hole.
Abbreviated MS



Sheet Metal Screws
Fully threaded screws with a point for use in sheet metal.
Abbreviated SMS



Self Drilling SMS
A Sheet metal screw with a self drilling point.



Hex Bolts
Bolts with a hexagonal head with threads for use with a nut or tapped hole.
Abbreviated HHMB or HXBT



Carriage Bolts
Bolts with a smooth rounded head that has a small square section underneath.



Lag Bolts
Bolts with a wood thread and pointed tip.
Abbreviated Lag



Set Screws
Machine screws with no head for screwing all the way into threaded holes.

Head Styles



Flat
A countersunk head with a flat top.
Abbreviated FH



Oval
A countersunk head with a rounded top.
Abbreviated OH or OV



Pan
A slightly rounded head with short vertical sides.
Abbreviated PN



Truss
An extra wide head with a rounded top.
Abbreviated Truss



Round
A domed head.
Abbreviated RH



Hex
A hexagonal Head.
Abbreviated HH or HX



Hex Washer
a hex head with built in washer.



Slotted Hex Washer
A hex head with built in washer and a slot.

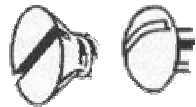
Fastener Type Chart

Bolt Depot.com
fastener shopping made easy

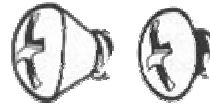
Drive Types



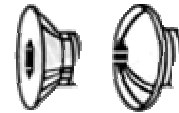
Phillips and Frearson
An X shaped drive.
Abbreviated PH



Slotted
A slot in the head.
Abbreviated SL




Combination
A combination of slotted
and Phillips drives.
Abbreviated Combo



Socket or Allen
A hexagonal hole for use
with an Allen wrench.

Nut Types



Hex
A six sided nut. Also referred
to as a finished hex nut.



Nylon Insert Lock
A nut with a nylon insert
to prevent backing off.
Also referred to as a Nylock



Jam
A hex nut with a reduced
height.



Nylon Insert Jam Lock
A nylock nut with a reduced
height.



Wing
A nut with 'wings' for hand
tightening.



Cap or Acorn
A nut with a domed top over
the end of the fastener.



Flange
A nut with a built in washer
like flange.



Kep
A nut with a built in external
tooth lock washer, used to
speed up assembly.



Tee
A nut designed to be driven
into wood to create a threaded
Hole.



Square
A four sided nut.

Fastener Type Chart

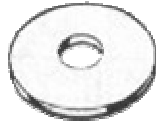
Bolt Depot.comTM
fastener shopping made easy

Washer Types



Flat

A flat washer used to distribute load. Available in SAE, USS, and other patterns.



Fender

An oversize flat washer used to further distribute load especially on soft materials.



Finishing

A washer used to obtain a 'finished' look. Usually used with oval head screws.



Split Lock

The most common style of washer used to prevent nuts and bolts from backing out.



External Tooth Lock

A washer with external 'teeth' Used to prevent nuts and bolts from backing out.



Internal Tooth Lock

A washer with internal 'teeth' Used to prevent nuts and bolts from backing out.



Square

A square shaped washer.